

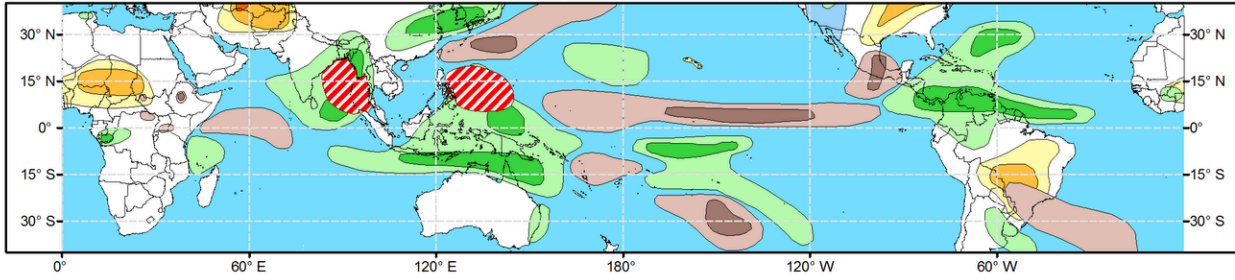


Global Tropics Hazards Outlook

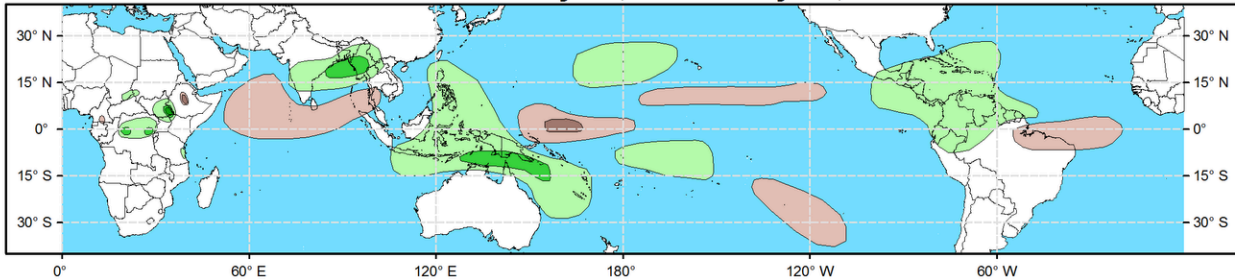
Climate Prediction Center



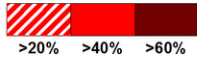
Week 2 - Valid: May 14, 2025 - May 20, 2025



Week 3 - Valid: May 21, 2025 - May 27, 2025

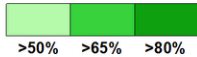


Tropical Cyclone (TC) Formation Probability



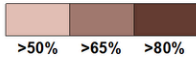
>20% >40% >60%
Tropical Depression (TD) or greater strength

Above-Average Rainfall Probability



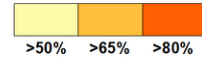
>50% >65% >80%
Weekly total rainfall in the Upper third of the historical range

Below-Average Rainfall Probability



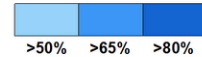
>50% >65% >80%
Weekly total rainfall in the Lower third of the historical range

Above-Average Temperatures Probability



>50% >65% >80%
7-day max temperatures in the Upper third of the historical range

Below-Average Temperatures Probability



>50% >65% >80%
7-day min temperatures in the Lower third of the historical range

Issued: 05/06/2025
Forecaster: Novella

This product is updated once per week and targets broad scale conditions integrated over a 7-day period for US interests only. Consult your local responsible forecast agency.

