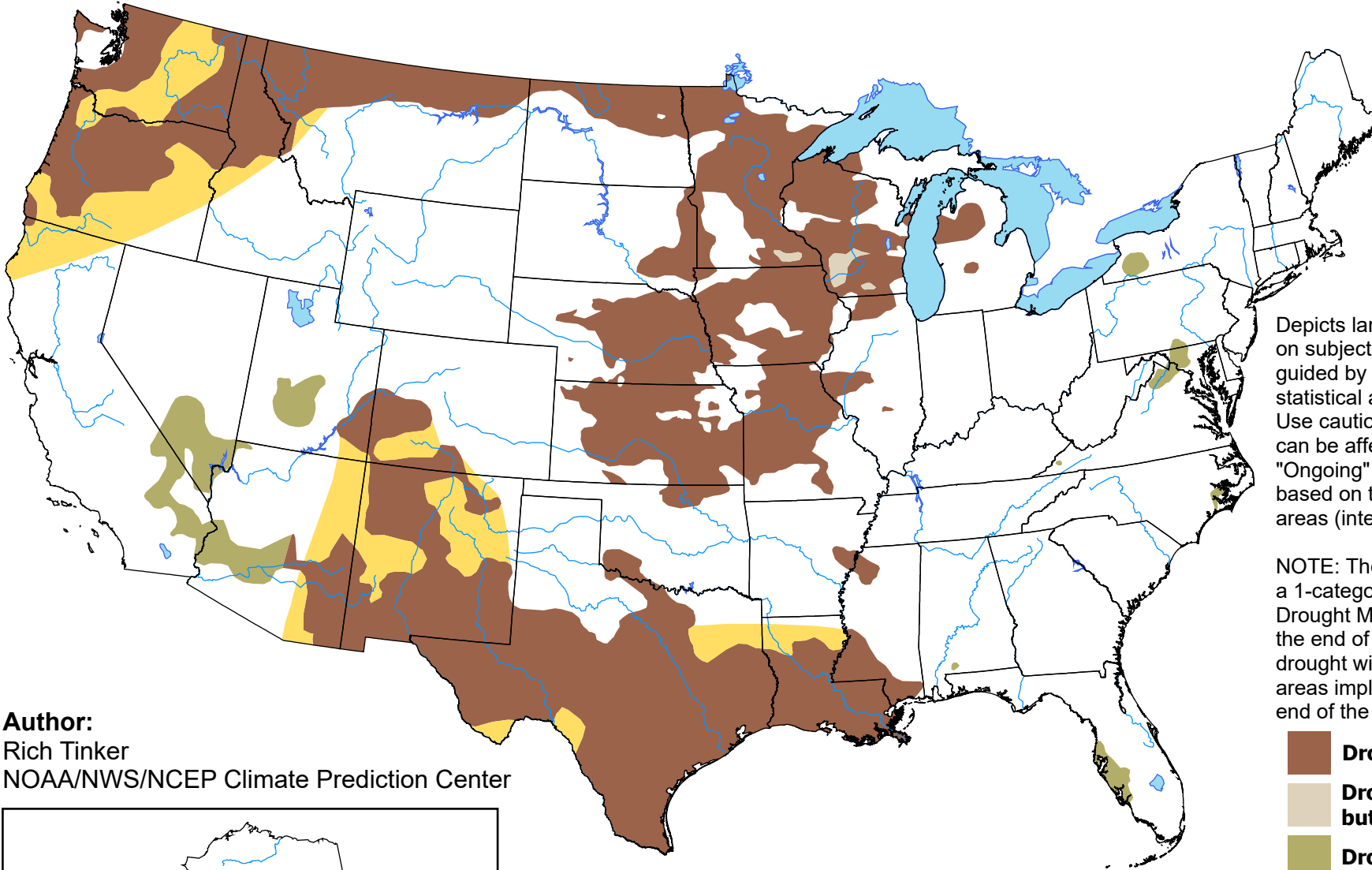


U.S. Seasonal Drought Outlook

Drought Tendency During the Valid Period

Valid for August 17 - November 30, 2023

Released August 17, 2023

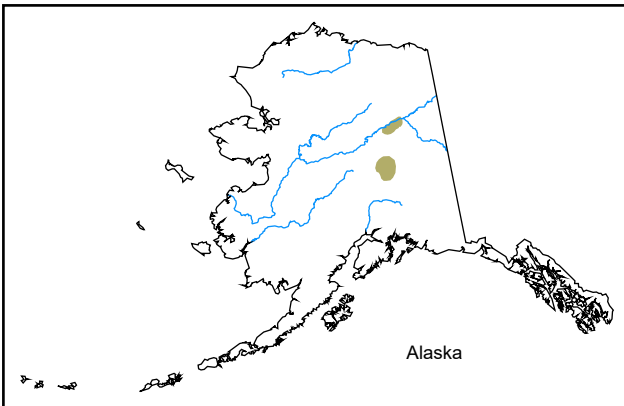


Depicts large-scale trends based on subjectively derived probabilities guided by short- and long-range statistical and dynamical forecasts. Use caution for applications that can be affected by short lived events. "Ongoing" drought areas are based on the U.S. Drought Monitor areas (intensities of D1 to D4).


NOTE: The tan areas imply at least a 1-category improvement in the Drought Monitor intensity levels by the end of the period, although drought will remain. The green areas imply drought removal by the end of the period (D0 or none).

Author:
Rich Tinker
NOAA/NWS/NCEP Climate Prediction Center

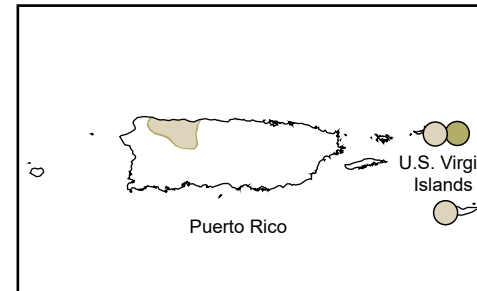
-  **Drought persists**
-  **Drought remains, but improves**
-  **Drought removal likely**
-  **Drought development likely**
-  **No drought**



Alaska



Hawaii



Puerto Rico

U.S. Virgin Islands



<https://go.usa.gov/3eZ73>