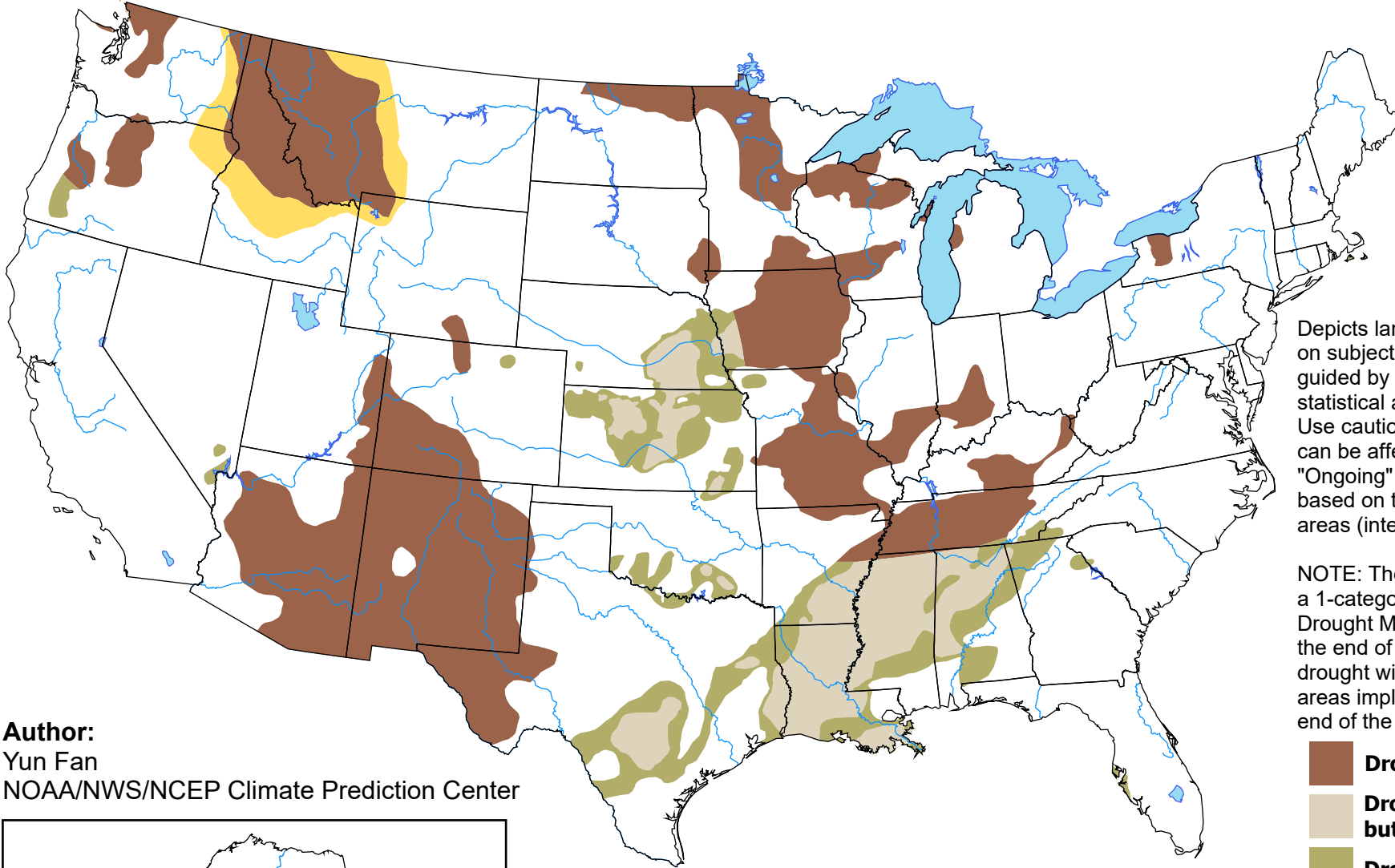


U.S. Seasonal Drought Outlook

Drought Tendency During the Valid Period

Valid for January 18 - April 30, 2024

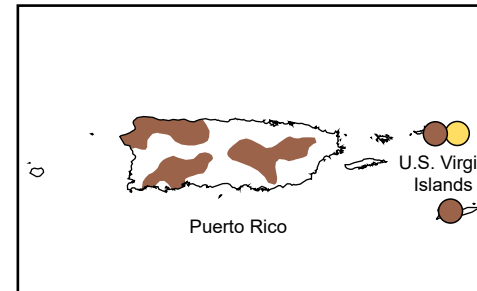
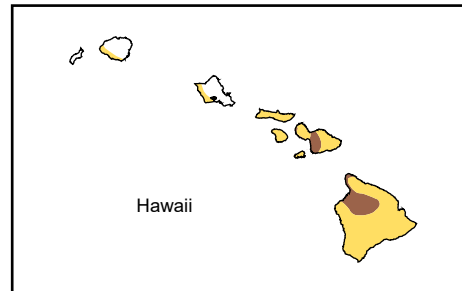
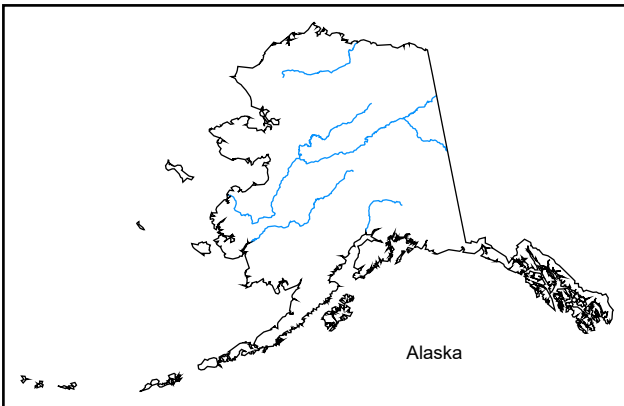
Released January 18, 2024



Depicts large-scale trends based on subjectively derived probabilities guided by short- and long-range statistical and dynamical forecasts. Use caution for applications that can be affected by short lived events. "Ongoing" drought areas are based on the U.S. Drought Monitor areas (intensities of D1 to D4).

NOTE: The tan areas imply at least a 1-category improvement in the Drought Monitor intensity levels by the end of the period, although drought will remain. The green areas imply drought removal by the end of the period (D0 or none).

Author:
Yun Fan
NOAA/NWS/NCEP Climate Prediction Center



-  **Drought persists**
-  **Drought remains, but improves**
-  **Drought removal likely**
-  **Drought development likely**
-  **No drought**



<https://go.usa.gov/3eZ73>